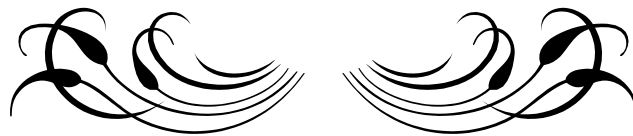
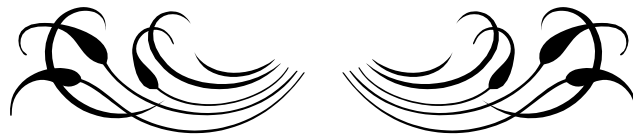


Claret & Mallard
Journal
Ballarat Fly
Fishers' Club



July 2009



Incorporation Number A2007

Webpage

<http://www.ballaratflyfishers.org.au/>

Print Post Approved
PP349122/00006
3354

P.O. Box 1138
Ballarat Mail Centre

Contacts 2009

President:

Jim Bambridge 0419001353

Secretary:

Terry Simmons 53335848

Senior Vice President:

Gary McKay 53315927

Junior Vice President:

Chris Doody 0428304004

Immediate Past President

Doug Kimberley 53376252 / 0408347490

Assistant Secretary:

Ian Penberthy 53332554

Minute Secretary:

Barry Kentish 53301207

Treasurer:

Greg Armstrong 53341251

Committee:

Bill Reddick 0407539219

Royce Baxter 53359353

Geoff Hetherington 53356536

Vern Barby 0427944117 / 53382619

Russell Fisher 53325893

Russell Wilson 53342312

Henk Landman 53413150 / 0400090652

Chris Doody 0428304004

Brain Rivett 0400670261

Robert Haines 53388175

Doug Kimberley [ex-officio] 53376252 /
0408347490

Daryl Eason 0417533263

Newsletter Editors

Barry Kentish 0408369882

Matt Gibson 53418150

Website Manager

Barry Kentish 0408369882

Kitchen Manager

Brian Rivett 0400670261

Bar Manager

Robert Haines 53388175

Fly tying Instructors

John Monteduro 53452083

Craig Coltman 0408178511/

Delegate - Aquatic Association:

Royce Baxter 53359353

Delegates - BDAA:

David Bandy 53396428

Phil Smith 0419575776

Delegate - VCF:

Mark Cuthbert 0425739443

Club Librarian:

Steve Lock 53323835

Clubrooms - Keymen

Steve Lock 53323835

Shane Stevens 0408179927

Casting Instructors

Vern Barby 0427944117 / 53382619

Gary McKay 53315927

Clubrooms - Maintenance

Russell Eldridge 53451127

Peter Voterakis 53333842

Clubrooms - Cleaning

Roger McNeight 53324321

Club Historians

Rod Stapleton 53394435

Steve Lock 53323835

Food Safety

Brian Rivett 0400670261

Public Officer

John Porteous 53413218 / 0418517849

All correspondence should be addressed
to:

The Secretary

Ballarat Fly Fisher's Club

PO Box 1138

Ballarat Mail Centre

BALLARAT. VICTORIA 3354

Phone 0428 329 916

Reminders.....



- **Committee Meeting** -Thursday July 2nd at 7.30 pm
- **Monthly meeting** - Thursday July 9th at 8.00pm
- **Social - Food and Footy** - Friday July 10th at 7.30 pm in the Clubhouse. Members to bring casserole.
- **Casting** - Sunday July 12th in Victoria Park - starts 9.30 am
- **Fly tying** - Monday July 13th at Clubhouse - starts 7.30 pm
- **Wine tasting trip** - July 26th - visiting local wineries and lunch at Blue Pyrenees winery. Details to be confirmed.
- **BFFC survey** - a reminder to return your survey to-day!!!

Next meeting will be on June 9th 2009 starting at 8.00pm. Social item will be Craig Coltman and Royce Baxter outlining the recent World Fly-fishing and Commonwealth Fly-fishing competitions.

Ballarat Fly Fishers' Club Inc.
Minutes of Monthly meeting, Thursday 11 June 2009

Opening

President Jim Bambridge welcomed members and guests and called for General Business items. Jim welcomed back all members who had returned from the club trip to New Zealand. The meeting commenced at 8.10 pm.

Apologies

T. Adams, G. Armstrong, L. Barby, R. Baxter, B. Bennets, C. COltman, G. Drew, J. Hayden, T. Hayden, J. Mason, N. May, Barry Nygaard, J. Rothe, K. Tatt, . Taylor, M. Townsend, R. Wilson.

Guests and Visitors

Steve McArdle

Minutes

Minutes of the meeting held on Thursday 14 May 2009 were approved on a motion from B. Rivett, seconded by S. Lock .

Carried

Business Arising from Minutes

None

Correspondence

Inward

- i. Josie Crowe re. Rental rates at Eucumbene, and confirming dates for Eucumbene trip in March 2010. Trip organized for 21-27 March 2010.
- ii. Rob's Outdoor Warehouse: Promotional material.
- iii. Lakeside Anglers Club Inc.: Invitation to Annual Dinner.
- iv. Central Highlands Water: Notice of intention to replace meter.
- v. Origin Energy: re. Inability to access electricity meter.
- vi. Origin Energy: Invitation to switch to "green electricity"

Outward

- i. Josie Crowe confirming dates for Eucumbene trip 2010.

Inward correspondence was received and outward correspondence approved, on the motion of R. Fisher, seconded by D. Kimberley).

Carried

Business from Correspondence

Painting of clubhouse – Chris Doody reported that some weatherboards have been replaced but recent weather has prevented painting. Chris Doody called for 4-6 volunteers to assist with outside maintenance.

Journals Received

- Red Tag FFC — May
- South Australian Fly Fishers — May VFFA: April
- Greenwells FFC — April & May
- Yarra Valley FFC: “Fly Line by Line” — April & May

General Reports

- Film Night — Saturday 27 June: Meal will be at 7 pm. Costs will be \$8.00 for the meal and \$12.00 for the films [Tasmanian Flyfishing films]. Meal will be BBQ.
- Casserole Night: Friday 10 July, to watch Bulldogs vs. Magpies football match. Bar opens at 7pm. Members should bring casserole and it will be a mixed evening.
- Wine Trip — Sunday 26 July. The bus has been organised by John Monteduro. Totals cost to be advised at future meeting. Lunch time meal will be at Blue Pyrenees and costs \$20.00 pp. Two wineries will be visited during the day.

Fishing Trips

- Goldfield Trophy vs. Bendigo at Eildon Pondage June 20-21. Steve Lock outlined some of the suitable methods for fishing the

pondage. Some of the fish may be spawners so suitable flies may be required. Fishing success depends on water level. Doug Kimberley outlined fishing methods based on his experience. Doug asked that BFFC members stay until the end of the competition for the presentation on the Sunday. Times for are Sat 0600 – 2000 and Sun 0600 – 1200.

- Wartook Weekend 18-19 July. Cost is \$15/night plus \$10 for membership in the Horsham Angling Club. Chris Doody reported on the event. End of competition is 1200 on 19th July. Lake is at 28% due to recent rains. Jim Jackman reported that best fly for early morning is Red Tag or Roughy. Jim reported that it appears that the fish have changed diet from insect to smelt during the day. He further reported that he will be there a few days before the competition to provide further advice / tuition.
- Lake Fyans Fly-In 10-11 October - BFFC members are asked to patronize this competition in 2009.
- Wastell Trophy Weekend 17-18 October for noting
- McAdam Trophy – this is third weekend in September for noting.

Fishing Reports

- Trevor Adams has been fishing the Bahamas. He has some great Bone fishing photograph available. He is traveling to Alaska for fishing in July.
- Doug Kimberley has been to Tasmania – Arthurs is low as is Great Lake. Lots of fish spawning in creeks into Arthurs and Great Lake. Lots of rain that promises a great season for later this year.
- Brian Nygaard has been fishing Purrumbeet and took a 2.5 lb Brown. Lots of people have been fishing with little success.
- Keith Ridsdale [BDAA] put 1100 fish in Mt. Emu Creek between Skipton and Darlington. Fish will be going into local smaller waters for children for school holidays. Yearling fish were released in good condition from Snob's hatchery.
- Daryl Eason reported on his recent Wyhalla fishing trip where he had excellent fishing.

BDAA.

- David Bandy reported that letters have been written expressing concern with the future management of Lake Wendouree and the use of treated sewage.
- Geoff Cramer reported that there are places (6) for interested anglers to sit on state-based committee to decide on future DPI fish management / research funding projects (what was FRAC funding). Interested people should contact Geoff Cramer or visit DPI webpage.

Aquatic Association.

No report

All reports were received on the motion of P. Smith seconded by B. Nygaard

Carried

Membership Proposals:

- Steve McArdle was duly voted for and installed into BFFC with a welcome by President, Jim Bambridge. Steve thanked everyone and in particular Craig Coltman as his nominee. He commented that he was looking forward to long term membership of BFFC.
- Daniel Schurink's membership was still under consideration.

General Business

- Casting practice commences on Sunday morning [Sunday 14 June] at Victoria Park. Bruun Shield starts about 10.00 am. Competition was moved later because of Aust. Flycasting championships. Australian Flycasting Championship was won by John Waters in Canberra.
- Fly-tying commences at 7.30pm Monday 15 June in the Clubhouse.
- Eucumbene 2010 club trip dates have been revised and re-scheduling. Water in Lake Eucumbene is holding up with chance of future increases.
- Website development to allow us to follow our members' progress in the World Championships Australian team was

12th overall. Team was doing well but had some blanks later in the competition. Max Vershaka was best Australian angler overall. England was first, France second and Scotland third. Craig Coltman was 75th due to blank sessions but during one session was ranked 4th. Next event is Commonwealths in UK. Vern Barby gave insights, based on his wealth of experience, of the difficulty of fishing at this elite level. .

- Membership survey: Chris Doody reported that a survey form will be sent to each member that asks a number of questions based on a commitment from 2008 that committee will consider views from all BFFC members. Members are asked to complete survey and return as soon as possible to committee. Report will come back to members at August meeting. BFFC thanked Chris Doody and Terry Simmons for development of survey.
- Purrumbete: Fee of \$15 per person per night continues. Members must advise park management of their arrival and departure times/dates. Greg Armstrong is accommodation contact. There is a need for more members to use this facility.
- Thanks from BFFC for donation of underwing Black Spinner fly from Graeme Ferguson
- Library – books have been purchased from US as additions for the library.
- Barry Whelan reported on the involvement of Artie McAdam in Ballarat fishing and casting fraternity. See report in Journal for details of Artie's life and interest in fishing.

Fines Master


There were fines from the New Zealand trip – as expected

Social Item

Unfortunately Jeff Pulford could not attend meeting but members were entertained with photographs and tales from the New Zealand club trip. Although the weather was cool the fishing was excellent and all members caught fish. By all accounts it was an excellent trip and BFFC thanked Robert Hanies for all his efforts in organizing the trip.

Close

The President declared the meeting closed at 9.12 pm



Articles


Artie McAdam – ‘a life fishing is a life lived well ’

Artie McAdam was one of those larger than life characters who injected enthusiasm into the competitive fly casting and the approach to fishing within the Ballarat Fly Fishers Club. Prior to joining our club in 1957 he was a member of the Ballarat Casting Club and whatever he became involved in he attracted a following of disciples and I among others became one, he won the Victorian Fly Casting Championship in 1960 at the Twin Lakes complex at Gordon, where he also fished quite successfully for the big trout it produced. He later won the Australian Fly Casting championship in 1961 and then took a team of BFFC casters to compete in New Zealand and the contingent included John Close, Roger McNeight, John McKay, Fred Eva, Graham Latter and Kevin Arnold and I am fairly sure that Artie funded the cost of this trip for these members, he was not a wealthy person but he was always generous with knowledge and the passion he had for fishing. He conducted a cartage contract business and as described so accurately in Keith Risdales' book the Cast of the Century.

The truck being a covered in furniture van was a comfortable place to sleep. No wonder he was so good at casting and fishing, he got more practice than most. The truck, incidentally, was used on numerous occasions by the Anglers and Fly Fishers Clubs, through the generosity of Artie, to transport members on angling outings and rabbit drives. Artie joined the Ballarat Anglers Club in 1945 and was elected to Committee in 1948. He was the Clubs Press Correspondent in 1951 and in 1952 and the Radio, T.V. and Press Correspondent from 1960 to 1969. He conducted an angling show on a local radio station 3BA for many years and promoted the sport to the local listeners. In 1953 he was elected as one of the five Vice Presidents of the Club, a position he held until 1970. He was also a member of the Ballarat Acclimatisation Society and its President in 1967-68.

Artie was a much loved and respected member of the Ballarat Fly Fishers Club which joined in 24/06/1957, a President in 1961-63 and a Life Member on the 14/06/1966. A position in a mining company in Port Hedland in Western Australia took Artie away from Ballarat in 1970 and on his return to Victoria in the late 70's he and his wife Sadie took up residency in Queenscliff. At this time while visiting New Zealand regularly, he took a very young Gary McKay and Stephen Lock on their first trips to New Zealand, to the Rakia River in the South Island, a scene of Gary's father John McKay's early exploits. Shortly after Sadie's death Artie left to reside in New Zealand, which he had grown to love over his many visits to that country. At first living with Arthur & Shirley Rendall in Rotorua where he often stayed with Sadie, and then renting a flat of Arthur's in McKee Avenue Rotorua. At this time Stephen Lock returned to fish Rotorua for the first time, being guided by the experienced Artie and a year later many members followed, as while living in Rotorua he was always keen to welcome visitors from the Ballarat Anglers and Ballarat Fly Fishers Club such as Fred Eva, Barry Whelan, Roger McNeight, Stephen Lock, Ross Jordan from the Southern Fly Fishers Club, and later John Payne, Shane Stevens and Rodney McNeight. Artie was always keen to see the Ballarat Fly Fishers Club make a Club trip to Rotorua which had been in the planning for many years. Artie unfortunately died in September 1992. His funeral service was held in Ballarat and he was buried in Queenscliff with Sadie. The Ballarat Fly Fishers Club New Zealand Trip finally happening in May 1994, unfortunately Artie could not be our guide, but his protégés at that time Roger McNeight, Stephen Lock and Barry Whelan, ably guided the members to Artie's favourite fishing spots, trustingly organized by Robert Haines, supported by Jim & Debbie (Rendall) Harvey of Rotorua and other members of the Ballarat Fly Fishers Club. The trip had been such a success that every two years, the Club returns to Rotorua to blood in new members and pass on the knowledge of our past Master and to enjoy his passion for life and the fly-fishing and the clubs he loved so much.

Text taken from 'The Cast of the Century' by Keith Ridsdale, with extra notes added by Stephen Lock



THE ECONOMIC VALUE OF RECREATIONAL FISHING (Source [http://www.forestnetwork.net/Docs/NE2. htm](http://www.forestnetwork.net/Docs/NE2.htm))

Fisheries Economic Impact Studies - Economic Impact of

Recreational
Fishing in Victoria
July 1997 -
Fisheries Victoria.



January 2002:
Recreational
fisherman Nariel
Creek. Recreational
fishing is worth
millions of dollars to
North Eastern
Victoria's economy.
It is threatened by

landuses which increase sediment flows into creeks in the region such as forestry and cattle. According to the 'Fisheries Economic Impact Studies. **Economic Impact of Recreational Fishing in Victoria July 1997 by Fisheries Victoria**' the economic worth of recreational fishing in Victoria's North East was worth \$171 million per year.

The following quotes are taken directly from the Fisheries Victoria report;

p1 “ Results from the study indicate that in the last year an estimated \$1.037 billion was spent on recreational fishing activities in Victoria . . . this represents approximately \$200 spent per kilogram of fish caught and kept. The contribution of the recreational fishing sector (including support industries) to the Victorian economy (Gross State Product) is estimated to be \$1.265 billion per annum, and the provision of fishing related goods and services generates approximately 27,000 jobs annually . . . Melbourne region made the largest contribution to Gross Regional Product (\$765 million per annum), North East (\$171 million), South East (\$144 million), South West (\$106 million), North West (\$76 million)”.

p9 “Allocation of recorded expenditure items as fishing expenditure; Fishing Tackle Bait 0.7%, travel, accommodation, fuel, food and drink, hire fees 2.7%, fishing equipment and specialised clothing 12%, Boats, 4WD’s etc 83.4%”

p23 “the north east and south east regions attracted the highest proportion of fishers who made overnight trips:

p25


Area	Average per capita fishing related	Average number nights stayed	Average per capita annual capital expenditure by Region
Melb	\$21.52	0.49	\$740.98
North East	\$27.53	1.21	\$127.12
North West	\$16.52	0.70	\$107.25
South East	\$50.02	2.30	\$171.17
South West	\$38.33	1.06	\$304.95

p26 Estimate of gross expenditure on recreational fishing in Victoria

region	gross current (trip related expenditure \$m)	gross capital expenditure \$m	total gross expenditure \$m	% of Vic expenditure
Melbourne	140.8	465.8	606.6	58.4
North East	38.7	80.0	118.8	11.4
North West	25.2	70.4	95.6	9.2
South East	40.8	75.6	116.4	11.2
South West	32.0	67.7	99.7	9.6
Total	277.5	759.5	1037.1	100.00

p28

Contribution to gross state product (gsp)	total	south east
Gross State Product (\$million in 96)	\$1265	\$ 144
Employment Generated	27,000	3,300
household disposable income (\$million)	830	\$ 99



How to repair leaking fishing waders


Source <http://fishingtreats.com/fishing-waders/wader-repair/>

There are many different kinds of wader's leaks: the torn crotch leak, the barbwire leak, the abrasion leak, the falling down on sharp rocks leak and worse of all – the hiding leak.

For all the visible leaks, it is very easy to repair a leaking fishing

wader. Most fishing waders come with a repair kit to be used once you notice a leaking, so use it in the following way:

- Make sure that you marked the entire leaking area. There is nothing more annoying than fixing what you thought was leaking only to find your socks wet again on your next visit to the lake
- The area you're about to repair must be clean and dry
- For the patch to adhere effectively, avoid any loose debris, grease or oil
- You can stick a patch on the inside or the outside of the wader
- Patch should overlap tear by at least 1 cm in all directions
- Remove the release paper from the back of the patch, lay the wader on a smooth flat surface and apply the patch using finger pressure (adhesive side down)
- Rub patch surface in a circular motion from the center out covering the entire patch area
- The durability of the patch can be enhanced by applying heat and moderate pressure. Use a clean iron and set to medium heat. Press with moderate pressure in a circular motion for 30 seconds
- The wader can be used immediately; however, the adhesive will continue to strengthen over the next 12 to 24 hours



When the leak in your fishing wader is caused by a small hole - the barbwire leak or the notorious hiding leak, the easiest way that I've found to fix the leak is a product called "aqua seal".

"Aqua seal" is a kind of a liquid patch that you simply spread over the area in need of a patch and let it dry. It works great and is the in cases of small holes it's better than using the patch. Trying to repair leaking fishing waders becomes a real challenge when you're facing the hiding leak.

You are busy fishing, and suddenly realize that your socks are all wet. When you examine your fishing wader carefully, you cannot detect anything that could cause the leak.

So, how do I detect the invisible leaks?

There are a few ways I found useful:

- Put a low pressure air hose (e.g. a blower side of a vacuum cleaner) into the waders and tie it off at the chest opening. Turn on the vacuum and blow up the waders like a balloon. Rub the waders with soapy water and look for bubbles. Anywhere you get bubbles you have a leak. Mark the leaking spots, wait for the waders to dry and apply the “Aqua seal” or patch.
(Remember use a low air pressure for not damaging the wader)
- If you don't have that kind of a vacuum cleaner, fill the wader's legs with water (one leg at a time), and rub each leg with a soapy water. The rest is the same as the vacuum cleaner technique
- Take the waders into a darkened room along with a flashlight and a marker. Insert the flashlight into the wader legs and run it back and forth over the boot and leg. If you see a light coming out at one point, this is a leaking point. Mark the hole / holes and apply the patch over the marked area
- The following technique works well on breathable waders, but will not work for neoprene waders:
Turn your waders inside out and let them dry completely. Put some rubbing alcohol in a spray bottle and spray the area you suspect to be leaking. If you see lingering dark spots as the alcohol evaporates off; you've found your pinhole leaks. That kind of holes are best fixed using the “Aqua seal”
 - Remember that although it's not complicated to repair leaking fishing waders, the best way is to avoid the leaking in the first place. Following this great and simple tip helps to prevent leaky waders:
 - When you get back home from fishing, make sure you store your waders hanged upside down to dry out.
 - Just leave it hanging that way until they're needed again.
This is true for both neoprene and breathable waders.
This prevents folds which are potential weak points and also allows the air to get inside the wader, to help prevents mould.



THE RULES OF KNOT TYING

Source <http://www.marine.com/Penny-Knot-355.php>

There are basic rules that apply to the tying of all knots in nylon monofilament, copolymer and cofilament lines. These rules apply in differing degrees to most of the knots, splices and hitches formed in multi-strand materials, such as Dacron, Micron, braided nylon and wire or cable leaders.


Knowing and adhering to these rules will reduce the incidence of knot failure in your fishing endeavours.

RULE 1: Be thoroughly familiar with all the knots you tie and continually practice the tying of those knots.

RULE 2: Always lubricate knots before tightening them, either with saliva, water or another similar lubricant. Knots tied in nylon monofilament, copolymer and cofilament lines are highly susceptible to heat friction.

RULE 3: When tightening the knot, do so gently but firmly. Do not draw the knot quickly as this can generate heat damaging the line. Give a few test pulls on the newly tied knot.

RULE 4: If you are not happy with a knot, always re-tie it until you are satisfied. Remember that a knot is effectively the weakest link between you and the fish and the stronger and better tied it is, the more chance you have of catching fish.



TRIMMING TAGS

Tags should be trimmed to an appropriate length and trimmed with a pair of clippers or a knife as opposed to teeth.

WHY KNOTS FAIL

Knots fail for a number of reasons. Slippage is the most common and is usually due to insufficient wraps in the knot or trimming the tag end too short. Slippage is also a major factor in the second common cause of knot failure – heat damage due to friction.

Insufficiently tightened knots often fail when sudden pressure is applied to them, such as the strike of a fish.

Lastly, knots can also fail when one strand of line cuts another. This is most common when lighter lines are joined to heavier, thicker lines. In knots where one line cuts across another, such as in the Overhand knot, the strength of the knot is reduced by as much as 50%. In all knot tying the aim should be to reduce the chance of failure and retain as much line strength as possible.

TYING KNOTS IN LIGHT LINE

Knots in light lines, or lines under 3kg, pose unique problems. Small errors in technique will cost you more when tying these knots as opposed to in heavier line. Extra care should be taken with light line knots and any knot modification or improvement should be utilised. Using an extra wrap or two in a specific knot is a good idea in light line. Doubling the line is also recommended to strengthen the knot. Always leave a sizable tag end when tying a light line knot.



TYING KNOTS IN HEAVY LINE

Heavy line knots have their own associated problems. Most problems are related to the physical difficulties of twisting or wrapping thick line. Knots on line between 25 and 100 kilos can be tied, but need modifications. Firstly, twists and wraps in knots need to be reduced. Heavy line knots also need to be tightened with care and up to 50% of the lines breaking strain in pressure needs to be applied. Pulling the tag end of the line is also advisable. Finally, melting the tag end to a stopping blob using a flame is worth doing, whilst taking care not to damage the main line.

HANDS, FEET AND MOUTH

Most experienced knot tiers use their hands, fingers, mouths and even feet to tie knots. Mastering knots will invariably require you to use your limbs in a dexterous manner for the best results. Developing your own personalized style will serve you well.

DISCARDING LINE

It must be remembered that line offcuts are a marine hazard and stay in aquatic ecosystems for a long time posing a series of threats. Line offcuts should always be collected and disposed of or

recycled. There is no excuse for tossing away used or broken fishing line.

KNOTS FOR ATTACHING TERMINALS

Terminal tackle is the name given to all fishing essentials such as hooks, swivels, sinkers, floats, rings, lures and flies. Basically anything attached to lines to catch fish. Knots joining terminal to line are the most important an angler needs to master. Anglers should become proficient in at least three knots for attaching line to terminal that suit their particular style of fishing.


KNOTS FOR JOINING LINES

Knots for joining line are mostly useful when assembling leaders, particularly tapered leaders. They are often used when a tangle needs to be removed from the middle of a line or when an additional line needs to be added to existing line.

ABOUT THE AUTHOR

Andrew Galwey is the publisher of Australia's most successful trailer boating publication, Trailerboat Fisherman and Australian Boating, dedicated to the cruiser enthusiast. He developed the Internet site www.marineews.com back in 1996 as window to pass on some of his skills. Fishing, boating and the art of knot tying are certainly skills he's mastered well.





Montys' Fly tying
When – Monday July 13th
Where – Club Rooms
Time – 7.30 pm

Fly for July

CARTYS COLOBURISCUS

HOOK: TMC 5262 Size 12

THREAD: Uni-Thread 8/0 black

RIB: Copper wire

UNDER-BODY: Lead wire flattened

BODY: Dark brown ostrich herl trimmed

Top and bottom

WING-CASE: Black raffia

THORAX: Brown dubbing over 3mm

Brass bead

LEGS: Black krystal flash

Sponsors

Ballarat Fly Fishers' Club is proud to be associated with the following sponsors. Our sponsors support the Club – we hope you'll support our sponsors.

Sponsor	Webpage	Phone
Kayaks & Kampers	http://www.kayaksandkampers.com.au/	0352218500
Shannon Rise Lodge		035334 3851 /0408179927
Ray's Outdoors	http://www.raysoutdoors.com.au/	
Home Hardware	http://www.homehardware.com.au/home/default.asp	0353395033 / 0353342700
Compleat Flyfisher	http://www.compleatflyfisher.com.au/	
Hayden Fly Reels	http://www.flyreels.com.au/	0352414293
Caine Real Estate		0353206000
Aussie Angler	http://www.flylife.com.au/temp/aussieangler/	0394321501
H. Rehfish & Co.	http://www.rehfish.com.au/	0353313677
Angus Eeles	http://www.anguseeles.com.au/	035332 2117
Reece Ballarat West	http://www.reece.com.au/civilworks/storefinder/3350	0353343877/0353343977
Eason's Car Centre		0353321013

Telstra Countrywide	http://www.telstra.com.au/countrywide/	
Ballarat Marine Centre		0353356810
Lyroc Signs	lyroc@netconnect.com.au	0353420716
Ballarat Fish Acclimatisation Society Incorp.	http://www.ballarat.com/fishing/acclimatisation_society.htm	035334 1220
Frank Gray Fish Taxidermy	fwgray@bigpond.com.au	0353458388
R.F. Scott & Co.	http://www.ballarat.com/rfscott.htm	035331 7111
Campana's Stockade Cellars	stockadecellars@ncable.net.au	0353312422
Frank Ford Travel	http://www.fftravel.com.au/	0353315122
Creative Framing Gallery	http://framinggallery.com.au/	0353316554
FlyLife	http://flylife.com.au	
Freshwater Fishing Australia	http://www.afn.com.au/	
Alpine Angler	http://www.alpineangler.com.au/	0264525538
Pro Angler – Bentleigh	http://www.proangler.com.au/	0395321583 / 0414887199
True Blue Apparel	http://www.trueblueapparel.com.au/	0353319201
Victorian Fishing Monthly	http://mags.fishingmonthly.com.au/showvfm.php	
Mayfly Tackle	http://www.flyfish.com/directory/resource-types/retail/mayfly-tackle-pty-ltd/5530/	0396212044

FORWARD PLANNER 2009 Events can change due to unforeseen circumstances

July	Time	Place	Event	Contact
Every Friday (except when there is a club event at the weekend)	5.30-6.30pm	Clubrooms	Happy Hour	Robert Haines
Thursday 2nd	7.30pm	Clubrooms	Committee Meeting	Terry Simmons
Thursday 9 th	8.00pm	Clubrooms	Monthly meeting	Terry Simmons
Friday 10th	7.00pm	Clubrooms	'Football & Food'	Brian Rivett
Sunday 12 th	9.30am	Victoria Park	Casting Practise	Gary McKay
Monday 13 th	7.30 pm	Clubrooms	Fly tying (2)	John Monteduro
Sat 18th –Sunday 19th		Wartook Reservoir	Wartook Trophy	Terry Simmons
Sunday 26th			Winery Tour	Terry Simmons
August	Time	Place	Event	Contact
Every Friday (except when there is a club event at the weekend)	5.30-6.30pm	Clubrooms	Happy Hour	Robert Haines
Thursday 6 th	7.30pm	Clubrooms	Committee Meeting	Terry Simmons
Thursday 13th	8.00pm	Clubrooms	AGM	Terry Simmons
Thursday 13 th	9.00pm	Clubrooms	Monthly meeting	Terry Simmons
Sunday 16th	9.30am	Victoria Park	Casting Practise	Gary McKay
Monday 17th	7.30 pm	Clubrooms	Fly tying (3)	John Monteduro

Welcome to Westvic KAYAKS & KAMPERS

We are the nearest official Hobie Kayaks Superstore to Melbourne and the surrounding northern and western suburbs.



Our showroom is full of Hobie Kayaks, Cavalier Campers and lots of accessories for all kayaking and camping enthusiasts including displays of:

- Cavalier Camper Trailers - Australia's No 1 Camper
- Hobie Kayaks - Australia's Best Ride
 - Tent Cot - Off the Ground Swag

WESTVIC KAYAKS & KAMPERS

1/28 Wood Street, Geelong

South, Victoria 3220

Ph: 03 5221 8500

Mob: 0409 106 903

Web: www.kayaksandkampers.com.au

MAYFLY TACKLE

Mayfly Tackle imports and distributes a wide range of fly fishing related products including the full ***Scientific Anglers fly line range for both fresh and salt water, Simms, Korkers, RL Winston fly rods, C&F Design fly boxes, Scott rods, Waterworks Lamson reels and Innovator rods.***

Web: www.innovatorrods.com

Email: mayfly@bigpond.net.au

Address: PO Box 1176, Box Hill, VIC 3128

Phone: 03 9899 0034 **Fax:** 03 9899 0302

...the newest members of the Nitro range...

The New Nitro Gulfstream - the ultimate offshore all-rounder!

The new Nitro Voodoo - snapper on plastics concept rod!

The new Nitro Topender - tight country casting specialist!